



# SOCK MACHINE CIRCULAR

*Making Socks With Our Friends*

November 2019

Volume 7 Issue 4

## Prez Sez...

Welcome to Fall cranker friends and CSKMS members!

South Dakota has had its first snow fall – about 6 inches in front of my door, so the mind naturally turns to warm things. Socks, mittens, hats, scarves, cowls, boot cuffs, headbands, and wrist warmers come to mind, to name a few. I have enjoyed seeing pictures of socks featuring Halloween themes and colors, and decorative items such as pumpkins or dolls with a monster theme.

Going into the holidays, I am expecting to see more... I already have seen pictures of Christmas ornaments and gift items such as small purses and cup cozies. Cranking creativity knows no end and I continue to be amazed at how the machines are being used... far beyond your grandma's socks.

Please consider submitting patterns and ideas for the newsletter and pattern library. And of course, check out videos and patterns in the [Resources section](#) of the site and in the [newsletter pattern index](#).

Your Board is continuing work to meet the purpose of the society per our by-laws. Two in particular stand out for me:

- To aid in the education of members and the public about the history and use of circular sock knitting machines through shared teaching experiences and demonstrations at various fiber arts shows and festivals, through publications such as a newsletter and a website, and at regular meetings planned by the members.
- To support regular gatherings for the membership.

Our grant program supporting crank-ins across the nation does *just that*. In 2019 **we supported eight (8) crank-ins** in several states covering West, Middle, and Eastern parts of the country.

The Board has reviewed and updated the policies governing the grant process and will resume providing grants in 2020, according to the updated policies (see below). Please continue to submit your grant requests for 2020.

And finally, thank you for joining and supporting the CSKMS for the encouragement of our cranking hobby!

–Judy

### Did you know?

The CSKMS has 495 members.

That means the newsletter (and any ad you place) reaches almost twice as many people in 2019 as it did in 2018. In the last year, over 200 new members have joined!

### IN THIS ISSUE

President's Message..... 1

Grant Policies .....2

Treasurer's Report..... 3

Crank-In Reports ..... 4-11

I-Cord Nametag Pattern ..... 6

Bubble Stitch Sock Pattern ..... 12

Member Bios ..... 13-14

Pattern Index List..... 16

Crank In Support & Resources . 18

Ad Index..... 18

### ON THE WEBSITE

- [Board Minutes](#)
- [Grant Policies](#)
- [Members-only Videos](#)
- [Newsletter Archive](#)
- [Newsletter Pattern Index](#)
- [Regional Events](#)

### NEXT BOARD MEETING

November 20, 2019 at 7 p.m. ET

If you have items for the Board to discuss, email Judy Weller at [president@cskms.org](mailto:president@cskms.org).



# Updated CSKMS Grant Policies

**So that we may be consistent with our purposes as outlined in the CSKMS bylaws, the Board of Directors in October, 2019, has established the following policies for the granting of funds to organizers of crank-ins. They include:**

- (1) Individual grants may be of any amount up to a maximum of \$500. See below for the crank-in expenses that may and may not be covered with CSKMS funds.
- (2) Grant applications must be received by CSKMS no less than 60 days prior to the proposed date of the crank-in.
- (3) Applicants must be current CSKMS members in good standing although we do not require that all crank-in attendees be members. This is consistent with our stated purposes to grow the craft, to promote education in the use of circular sock knitting machines, and to provide information and services to the entire CSM community.
- (4) Applicants must agree to inform crank-in attendees of CSKMS support of the event and to make available during the event information about CSKMS.
- (5) Applicants must agree to provide photos and a written article about the crank-in for publication in the CSKMS newsletter.
- (6) If approved, half the amount requested will be disbursed before the crank-in. The other half will be released after the treasurer receives receipts documenting expenditures and the newsletter editor receives the photos and written article. If these are not provided, applicants must agree to reimburse to CSKMS the funds already received.
- (7) We will provide no more than one grant per year up to a maximum of 3 consecutive years to support any particular crank-in. This is to ensure that funds are available to the greatest number of interested members as well as to make funds available to organizers of new crank-ins.
- (8) CSKMS accepts no liability for damages or injuries that may occur or be alleged to have occurred before, during or after any crank-in. Organizers are strongly encouraged to purchase liability insurance to cover their events.
- (9) The Board of Directors reserves the right to approve or disapprove any grant request for reasons consistent with the CSKMS bylaws and to change these policies at any time it deems necessary. The Board also reserves the right to decline new grant requests whenever funds are not available. Once adopted, these policies and any subsequent changes will be published to the members on the CSKMS website and in an issue of the CSKMS newsletter.

**CSKMS grant funds may be used only for the following purposes when hosting a crank-in. If you receive a CSKMS grant for these purposes, you will be required to provide documentation (receipts) to show that the money was spent in these ways.**

- (1) Venue Costs -- If the location where you host the crank-in charges a fee for the use of its room(s), you may apply grant funds to this purpose. These may include (but not be limited to) conference centers, hotels, motels, resorts, church halls, museums, libraries, community centers, short-term rental homes (such as Airbnb or vrbo), etc. Retail store locations are not considered ideal and will be considered only on a case-by-case basis. Be prepared to provide receipts for these expenses.
- (2) Instructional Costs -- You may apply CSKMS grant funds to the hiring of teachers providing CSM instruction at crank-ins. If instructional fees are charged to students, all such fees must accrue entirely to the instructor before CSKMS grant funds are applied to the underwriting of education costs. CSKMS grant funds may be used for transportation or lodging (but not meals) for instructors as well as rental fees for AV equipment. Be prepared to provide receipts for these expenses.
- (3) CSM Maintenance/Mechanic Costs -- You may apply CSKMS grant funds to the hiring of mechanics who are attending the crank-in to assist attendees with adjusting or repairing their sock knitting machines. If fees are charged to attendees for this service, all such fees must accrue entirely to the mechanic before CSKMS grant funds are applied to this expense. CSKMS grant funds may be used for transportation or lodging (but not meals) for mechanics. Be prepared to provide receipts for these expenses.
- (4) Advertising/Printing Costs -- You may use CSKMS grant funds for advertising your event or printing of flyers and/or class handouts. Be prepared to provide receipts for these expenses.

**The following items are not eligible for reimbursement with CSKMS grant funds.**

- (1) Any payment, salary or profit to organizers of the crank-in expressly for their services in organizing the event whether the organizer is a person or persons, an organization, a hobby group, or a business.
- (2) Any payment, salary or profit to any person or business who is functioning as a vendor at the crank-in such as those selling yarn, sock machines, CSM accessories and tools, or any other products. However, if such a person is also functioning as an instructor or mechanic during the crank-in, CSKMS grant funds may be used as outlined above for their educational or mechanical services only.
- (2) Any lodging, transportation or meals costs incurred by attendees.
- (3) Any food or beverages provided for organizers or attendees during the crank-in.
- (4) Any damage deposit before the event or damage expenses assessed after the event.
- (5) Any entertainment (such as music) or services (such as massages) not directly related to the primary purposes of a crank-in.
- (6) Any other item the Board considers inappropriate or inconsistent with its bylaws.

See policies and request form online (<https://cskms.org/regional-crank-ins/crank-in-grants/>).

## CSM Events

Please check your existing events to verify listings are correct and complete: <https://cskms.org/events/>.

Use the submission form for corrections and new events:

<https://cskms.org/events/csm-event-submittal-form/>.

# Treasurer's Report 8/20/2019

Submitted by Sheryl Campbell, Treasurer

<b>Bank Beginning Balance as 9/23/19</b>	<b>\$6450.88</b>
Memberships	
Cindy Clark	\$30.00
Kenneth Lisk	\$30.00

<b>Bank Ending Balance as of 10/21/19</b>	<b>\$6510.88</b>
---	------------------

<b>PayPal Beginning Balance as of 9/23/19</b>	<b>\$9091.23</b>
---	------------------

## Revenue

### Memberships

Heather Welham	1 yr (door prize @ Great Canadian Crank-in)
Dinah Landers	30.00
Rosemary Tulloh	30.00
Lynda Holt	30.00
Sharon Imler	30.00
Nancie Aston	30.00
Eleanor Igoe	15.00
Pam Slaughter	30.00
Mary Rooney	30.00
Ann Lynn Whiteside	30.00
Holly Dodge	30.00
Shari Bosmans	15.00
Dawn White	30.00
Christina McCollum	30.00
Maria Youngs	30.00
Julie Hyndford	30.00
M Mann	15.00
Khalif Thomas	30.00
Robert See	30.00
Nancy Kauffman	30.00
Rhonda Hazen	30.00

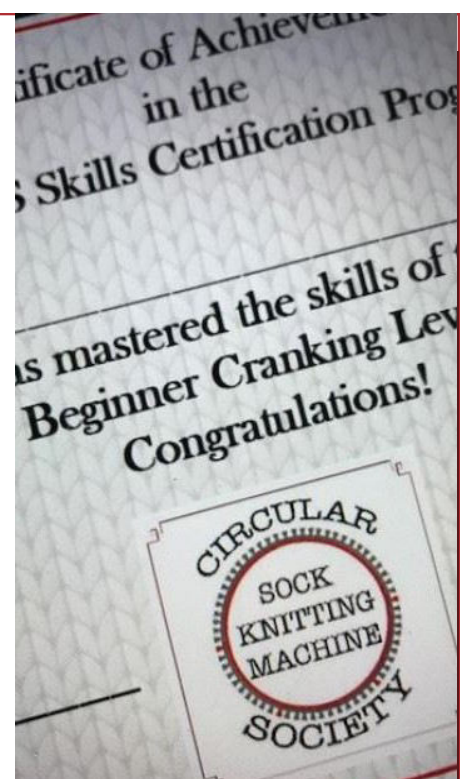
**Total**                    **\$555.00**

## Expenses

PayPal Fees	-\$22.33
Ravelry 9/23/19	-\$8.65
Ravelry 10/18/19	-\$8.43
Zoom	-\$15.83
<b>Total</b>	<b>-\$55.24</b>

<b>PayPal Balance as of 10/21/19</b>	<b>\$9590.99</b>
--------------------------------------	------------------

<b>Total Assets</b>	<b>\$16101.87</b>
---------------------	-------------------



## ADVERTISE HERE!

CSKMS members get free ads for their CSM-related businesses. Send your display ad in PNG, JPG, or PDF form to [web@cskms.org](mailto:web@cskms.org).

[Click here for more information about ads](#)

## ARE YOU ON FACEBOOK?

[Join the CSKMS Facebook group.](#)

## Second Annual Crank-In On in Spokane!

September 19-22, 2019 at Bear Creek Lodge on Mt. Spokane by Kathy Howland

We had 30 crankers attend, from the most novice person to very experienced crankers. They came from near and far—Washington, Oregon, California, Missouri, Idaho, and Montana. We had several from the Canadian provinces as well.

Steve Ashton also attended to provide technical support and guidance to everyone for cylinder and ribber timing. A grant from CSKMS made this possible again this year and is greatly appreciated.

Our first project was knitting nametag lanyards. Everyone was paired up so that a beginner was working with someone more experienced. It was great fun to see everyone interacting with each other! [See pattern below.](#)

Door prizes were donated by Cascade Yarns, Brown Sheep Company, and many attendees. We had a lot of fun handing them all out and everyone went home with at least one prize.

In addition, two of the attendees, Debbie Martinez made embroidered tote bags and Karen Ramel made Universal Cast-On bonnets for everyone to take home.

Knitting Fever Inc. donated yarn for our charity project this year. We made headbands for Cancer Care Northwest. We will be donating over 25 to them to hand out to cancer patients.

Classes started each day at 11am and the last one was at 5pm. We covered cylinder & ribber timing, yarn gauge demo, cast on bonnet knit along, no wrap (suicide) heel, coin purses two ways, kitchener stitch and tiny socks. Cheryl James did our demo for tiny socks and made one for everyone to take home! We allowed time between each class for everyone to have time to practice what they had just learned.

We also had two classes on Kitchenering—one from the inside and from the outside. Those that participated had actual “toes” so they could practice the technique while it was still fresh in their minds.

Hook & Needle Nook was also present with all their great yarns! They even had a special dye lot of sock yarn by Expression Fiber Arts called Lilac City. It knits like butter on a csm!

The sample/project table was a great success again. We had samples of various heels, selvages, coin purses, mittens, ribbed socks, no show heel tab socks, Mobius scarf and keyhole scarf, just to name a few. I think it was a great help to everyone to be able to see what the completed item could like and compare with their own items.

For projects this year, we had supplies on hand for coin purses, with clasp or snap, Christmas ornaments, and split rings for bonnets.



*(Continued on page 5)*



## Second Annual Crank-In On in Spokane!

September 19-22, 2019 at Bear Creek Lodge on Mt. Spokane by Kathy Howland

*(Continued from page 4)*

It truly amazes me the kindness of the sock knitting community. No one hesitated to help the person next to them or across the room if they saw someone struggling and needing some guidance. It was truly awesome to witness.

I want to personally thank all those that attended and help keep everything on pace. Without the generous help of Cheri Carroll, Chery James, Lynn Aeling, Karen Ramel, and of course, the Wizard of BC, none of this would have been possible. I truly appreciate each and every one of you.

I hope to see everyone next year! We will be moving to a new venue, Palouse Divide Lodge in Princeton, ID. The dates have been set for August 20-23, 2020! More details to follow and you can also join the Facebook group, <https://www.facebook.com/groups/1180940682060110/>, for all the latest details. Direct questions to [Spokanecrank-in@outlook.com](mailto:Spokanecrank-in@outlook.com).



# I-Cord Name Tag Lanyard


—Kathy Howland

## Materials

- D Swivel Trigger Clip Hook
- Sock Weight Yarn
- Clear Plastic Horizontal Name Tag Card Holder

## Directions

1. Remove all but four (4) needles from the machine.
2. Hang cast-on bonnet and crank several rows of waste yarn. You can either go back and forth or round and round. Heel spring should be engaged.
3. Add project yarn and crank approximately 36" or 225 rows.
4. Carefully remove cast-on bonnet and pull out waste yarn to reveal the four (4) stitches of project yarn.
5. Hang hem
6. Crank 10 rows. Add waste yarn and crank several rows. Remove from machine.
7. Slip D swivel onto i-cord, and bring end up to where you previously joined the two ends and sew together.
8. Finish ends.



### Door prize available at any crank-in...

The CSKMS will provide a free one-year membership as a door prize at any crank-in. Any current member may request this by emailing [membership@cskms.org](mailto:membership@cskms.org) with the event name, location, and date(s).

# 3rd Annual StevenBe Soctoberfest Crank-In Weekend

Minneapolis, MN October 5 & 6, 2019

by Jennifer Bremer

StevenBe in Minneapolis, Minnesota, is one of the biggest, best-known, and most creative yarn/knitting studios in the country. On October 5th & 6th, StevenBe hosted a special cranker-centric event which has become an annual gathering where a small group of crankers take over the main floor of the renovated 1800s firehouse and share their love of CSMs.

This unique setting brings together traditional knitters and other types of fiber artists in an inclusive, welcoming, environment and is a destination to many traveling craftspeople.

In addition to the general crank-in, Jamie Mayfield and Sue Vunesky were brought in as instructors and offered two different one-on-one sessions:

**Specialized Help Sessions** where students brought their own machine and could get help to tune their ribber, troubleshoot a specific problem, or taking their cranking to the next level.

**Crank-n-Take Session** with no experience necessary, where students could sit with Jamie or Sue and be walked through making a pair of socks to take home the same day.

## WEEKEND HIGHLIGHTS INCLUDED:

- Crankers came from Green Bay, WI, Illinois, Missouri, and greater Minnesota. Many regular store customers participated; some were known crankers, and some revealed themselves.
- The new format of help sessions and crank-n-take was a huge added aspect to this event where people could choose how they could participate depending on their level of interest. This was the first time the instructors did anything like this and while it was exhausting for them, they were also inspired by the enthusiasm of the people they worked with individually.
- Crank-n-Take sessions filled up very fast. Registrants were thrilled that they could get their hands on a machine and go home with a pair of socks they made. Also, an added kitchener lesson, by Ann Meminger, was a nice bonus.



- The one-on-one help sessions were also a big hit. A few registrants expressed that they may have given up on their machine entirely if it hadn't been for the help they received during their session.
- Energy in the shop was upbeat and positive. It felt like the "place to be" where knitters of all types come together.

*(Continued on page 8)*





## 3rd Annual StevenBe Soctoberfest Crank-In Weekend

*(Continued from page 7)*

- Many customers who came to the shop stopped to watch and ask questions. Many wanted to know when this event would be held again so they could participate.
- Many registered attendees plan to participate next year. Regular crankers expressed interest in an additional crank-in during the year.

The Circular Sock Knitting Machine Society donated a 1-year membership (all crankers & help session attendees were entered). Randomly drawn by StevenBe staff, the winner was Ann Meminger.

This year's event was extremely interactive and well attended. Steven Berg, the owner of StevenBe, expressed his excitement and continued support of the CSM community based on the level of engagement and interest customers had throughout the weekend. While it may be one of the smaller cranking venues, its broad reach expose a predisposed public to the circular sock machine craft.

With great appreciation, StevenBe and all those that participated thank the CSKMS for their support of this special event.





# 2nd Annual LAMBS Crank-In

Albert Lea, MN    October 10-12, 2019    by Vickie Storlie



The crank-in is held in a vacant store in the Northbridge Mall. 40 crankers attended over the 3-day event. They traveled from, all over Minnesota, Montana, Iowa, Nebraska, Wisconsin, Illinois, Colorado, Texas, Indiana, and Massachusetts. The experience level extended from newbies through seasoned crankers. It was great meeting old friends and making new ones.

It is so awesome to see how everyone pitches in to help each other with answering questions, fixing stitches that run, how to do something on a pattern, and the list goes on. The noise level in the room with people talking and machines cranking was inspiring.

Amy Lonczak, from the Lamb Knitting Co., from Chicopee, MA attended and there were three LT 150 CSM's brought by people attending. Amy shared some of the history around the Lamb Knitting Co., which was very interesting, and demonstrated how the LT 150 worked.

Our CSM demonstrators were Jill Colbert, Bonnie Cummings, Jan Dwyer, Lisa Hanesworth, Amy Lonczak, Carol Mancuso, Deb Oswald, Vickie Storlie, and Anita Trapp-Warner. Anita and Cheri Berberich showed the tatting.

**DEMONSTRATIONS INCLUDED:** 1x1 Selvage on a 54/36, Cup Cozy, Different Take on Unknitting, Fancy Stitches, Flat Knitting, Flat Thumb Mitten Knit Along, Kiss Clasp Purse, Lace Patterns, Making and Joining Hexiflats, Swirls, and Tuck Knitting with Beads.

With the Fancy Stitches, which are written up in the old manuals, Deb Oswald explained how the stitches were made, interpreting the old instructions. We also had an impromptu class for those wanting to learn how to do Tatting.

We made socks, knotted headbands, mittens, tiny socks, ornaments, cup cozies, Kiss Clasp, and purses to name a few. According to a post on Facebook a knotted headband gang might have been started. The headbands were fast and easy to make.

*(Continued on page 10)*

# 2nd Annual LAMBS Crank-In

Albert Lea, MN    October 10-12, 2019

*(Continued from page 9)*



I would like to thank Pete Oswald for all the time and work he puts in troubleshooting and getting machines working, he is invaluable. Georgia Majerus, Yvonne Olinger, and Deb Oswald also helped troubleshoot machines.

Door prizes were donated by the Erlbacher Knitting Machine Company, Carol Mancuso, Bonnie Smola, Gayle & Spencer Holter, the CSKMS, and LAMBS. Thanks to all of you for your thoughtfulness.

Donations to the goodie bags were made by Anita Trapp-Warner, Carol Copsy, Regina Smalley, Bonnie Cummings, Bonnie Smola, Knit Picks, and LAMBS. Cheri Berberich tatted little butterflies, attached them to colored paperclips, and shared with everyone.

Friday evening Chicken and Wild Rice soup and chili were served. Since I don't like chili, my 85-year-old father made it, and he and my mother joined us for supper.

It's a good thing my husband is also retired as he was a huge help with bringing things in and out, moving tables and things around, helping load vehicles, going to the store, etc.

Thank you to all the crankers that attended. Without you being willing to travel this event wouldn't happen.

Thanks to the Circular Sock Knitting Machine Society for providing the LAMBS Crank-in with a grant used to provide our demonstrators with a stipend for sharing their time and knowledge and covering some of the other costs that apply.

The LAMBS Committee

Vickie Storlie

Bonnie Cummings

Jill Colbert

[Click here for more pictures from the crank-in.](#)

## 41 Machines at LAMBS

- 1 AutoKnitter
- 2 Chambord Accuknitters
- 1 Erlbacher Bumblebee
- 8 Erlbacher Gearharts
- 12 Erlbacher Speedsters
- 7 Gearharts
- 3 Lamb LT150s
- 7 Le Garés

# 2nd Annual LAMBS Crank-In

Albert Lea, MN    October 10-12, 2019







Photo courtesy of Jan Dwyer

# Bubble Stitch Socks

—assembled by Zoe Cohen

The stitch pattern is found in antique CSM manuals. Deb Oswald demonstrated several patterns at LAMBS, while *clarifying* the wordiness of old pattern writing.

## NOTES

This pattern works on a cylinder divisible by four (4). Test your yarn and tension—the pattern pulls in.

V	V	V	V	10
V	V	V	V	9
—	—	V	V	8
—	—	V	V	7
—	—	V	V	6
V	V	V	V	5
V	V	V	V	4
V	V	—	—	3
V	V	—	—	2
V	V	—	—	1
4	3	2	1	

## PATTERN

One pattern repeat is four (4) stitches and ten (10) rounds.

### R1 & R2

Repeat around: 2 up, 2 down (2 needles out of work, 2 needles in work)

### R3–R5

With all needles in work, knit all needles

### R6 & R7

Repeat around: 2 down, 2 up (2 needles in work, 2 needles out of work)


### R8–R10

With all needles in work, knit all needles

## SOCK INSTRUCTIONS

1. Make hung hem cuff.
2. Knit one round.
3. Begin pattern.
4. Knit 8 -10 vertical repeats for desired length (80-100 rounds).
5. Knit 8 pre-heel rounds (no pattern).
6. Make preferred heel, foot, & toe.
7. Kitchener, and gift or wear!

V	Needles in work
—	Needles out of work (raised up)







# KATY ABBAS

**New Hampton IA**

**Ravelry name:** legacyfarm

**Started cranking:** 1999

**Favorite item to make:** Socks, scarves, baby booties, slippers, Santa scarves

**Favorite yarn:** Wool, wool blends

**Can you knit with sticks?** No

**How did you find out about circular sock machines?**

Saw one on eBay

**How did you learn to use a CSM?**

By the seat of my pants and gratefully to Barry Travis and Roxana Baechle

**What do you like most about this pastime?**

Very calming and making beautiful socks for my family and friends because I cannot knit with sticks

**Ribber slot preference:** Half

**Have you attended a crank-in?** Yes

**Give your younger self (and new crankers) some advice.**

Get an in person mentor and teacher.

**Any pet peeves or turn-ons?**

**Peeves:** People that think they know it all. Every project is a learning experience even after all these years.

**Turn Ons:** Listening to or reading about the excited new crankers have about learning how to knit a sock on their machine. Also when crankers have the fortitude to try and clean up and get their old machines working and succeed. They are just so pleased with themselves. I remember feeling like that, and the excitement of making my first pair of socks on the CSM to this day. Getting to talk with my old friends for many years about sock machines.

**Tell us more.**

I have purebred Shetland sheep so I do like to spin and also weave on my floor looms. Fun is working my ABCA Border Collie on sheep and ducks. Playing music with my family is my very favorite. I play seven different instruments and taught all my children how to play the guitar and the piano. It is fun when we get together a regular ho-down!



# MARTHA SHEA

Janesville, Wisconsin

Ravelry name: marthacanknit

Started cranking: 2003ish.

**Favorite item to make:** Top down 1x1 ribbed socks

**Favorite yarn:** That Yak Yarn from Wool2Dye4. Divine.

**Can you knit with sticks?** Yes

**How did you find out about circular sock machines?**

Queer Joe's Knitting Blog. I stumbled upon his writings on the internet one evening while teaching myself to hand knit socks. Joe mentioned that he had a sock machine in the corner of his apartment that he hadn't figured out how to use, and I thought to myself, "There's another way to knit socks???"

I determined that I had to have one, and purchased my first machine from Pat Fly. Since then, I have owned three LeGares, one NZAK, one Erl, and a red Erlbacher Gearhart. All have found new homes except the Erlbacher.

**How did you learn to use a CSM?**

Went to an event in far western Wisconsin. A kind lady from Iowa, Mary, helped me knit my first pair of socks on my machine, and an equally kind woman, Linda, taught me how to kitchener the toes.

**What do you like most about this pastime?**

I enjoy trying new types of sock yarn, and have recently begun dyeing my own yarn. I enjoy making socks with contrast heels and toes to try and use up the mountains of yarn scraps I have accumulated.

After giving away countless pairs of socks for years, I have managed to find a small market for my socks at two local gift stores, and it is thrilling to be paid to crank!

**Ribber slot preference:** Half

**Have you attended a crank-in?** Yes

**Give your younger self (and new crankers) some advice.**

Rome wasn't built in a day—it'll take you a solid chunk of time to master these machines!

Sock machines represent the best of all things: an intersection between the practical and the creative!

Any pet peeves or turn-ons? Dropped stitches and dyeable yarn.

**Tell us more.**

I put in an order for my seventh machine, a Lamb Knitting Machine made in Chicopee, MA, and I take delivery in April of 2020 and I am beside myself with excitement!

When I am not cranking, I am working on our old house with my superman of a husband, or planning a camping trip, or riding a bicycle, or visiting one of my three wonderful daughters.

## Getting to Know You

The Sock Machine Circular is a quarterly publication that supports community building and education. And the “Member Spotlight” section lets other CSKMS members get to know you—especially if you can’t attend a crank-in.

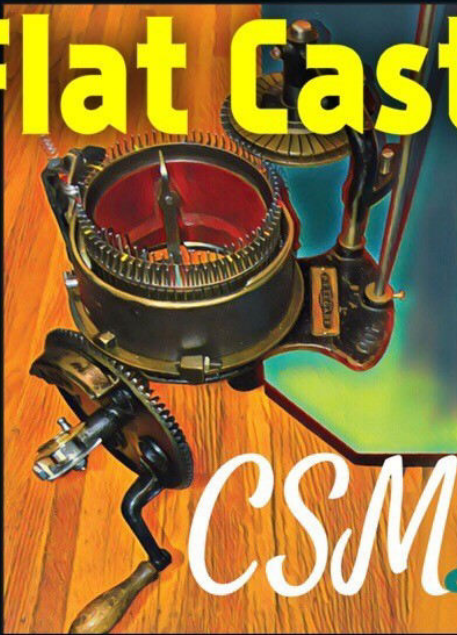
Let us know what you think of the new member bio section.

Email [newsletter@cskms.org](mailto:newsletter@cskms.org) with questions or comments.



FILL OUT A [MEMBER BIO QUESTIONNAIRE!](#)

# Universal Split-Ring Flat Cast On Bonnets



For sale **CAD\$32**  
(Includes S/H)

Learn more at...  
**CSM Love.com**

[karenramel@yahoo.com](mailto:karenramel@yahoo.com)

# Newsletter Pattern Index on the Website

Find a [searchable and sortable index of patterns and techniques](#) that have been published in our newsletters .The index includes the pattern category, author, and link to the newsletter. Note that this is a members-only benefit. Here's a listing of the patterns and techniques, to date.

## **ACCESSORIES**

CSM Pouches

Hand Warmers

I-Cord Nametag

Knit Bag (Purse)

Mary's Cast-On Beret and String Bag

## **CSM ACCESSORIES**

Cast-On Bonnet with Weight Stack Ring

Cast-On Sack with I-Cord Tie

Portable Stand for CSMs

Weight Stack Cozy

## **HATS**

Baby Hats: Dolls, Premies, Newborns

Baby Hats: Dolls, Premies, Newborns

Child's Toque

Newborn Hat Pattern

Snow Beanie

## **HOME**

CSM Checkerboard Afghan

Pincushion from Heels

Water Bottle Cozy

## **SOCKS**

Beaded Valentine Socks

Bubble Stitch

Cuff-Down 3 & 1 Mock Rib Sock Pattern

Curly-Que Panel Socks (Lace)

Heel-less One Size Really Does Fit All Socks

Hung Hem Sock Step-by-Step Directions

Lace Heart Socks

My Favorite Sock - Scalloped Selvedge

Ribbed Socks Step-By-Step

Shortie Sox with Ribbed Hung Hem

Shortie Sox with Ribbed Hung Hem

Shortie Sox with Ribbed Hung Hem - Revised for Multiple Cylinders

Sock Blanks for Beginners

## **TECHNIQUES**

Band Heel

Cord Stitch

Cranking Lace 101

Emergency Cast-On Trick

Felting Socks

Felting Socks

Gauge Matters

Get Your Crank ON! (Checklist)

Herring Bone Stitch

Kitchener Stitch

Lattice Stitch

Ruffled Selvedge on a 3/1 Ribbed Cuff

Swatching for Gauge

## **TOY**

Gus the Cat



# 2019-2020 Board of Directors

With the new specialized Board positions, it is easier for you to direct questions and feedback about the [Newsletter](#), [Membership](#), and [Website](#).

President	Judy Weller	<a href="mailto:president@cskms.org">president@cskms.org</a>
Vice President	Michelle Siegenthaler	<a href="mailto:vp@cskms.org">vp@cskms.org</a>
Secretary	Candy Terry	<a href="mailto:secretary@cskms.org">secretary@cskms.org</a>
Treasurer	Sheryl Campbell	<a href="mailto:treasurer@cskms.org">treasurer@cskms.org</a>
Member-at-Large, Newsletter	Zoe Cohen	<a href="mailto:newsletter@cskms.org">newsletter@cskms.org</a>
Member-at-Large, Website	Rich McGeheran	<a href="mailto:web@cskms.org">web@cskms.org</a>
Member-at-Large, Membership	Erica Rowe	<a href="mailto:membership@cskms.org">membership@cskms.org</a>
Member-at-Large	Dorinda Balanecki	<a href="mailto:dorinda@cskms.org">dorinda@cskms.org</a>
Member-at-Large	Jamie Mayfield	<a href="mailto:jamie@cskms.org">jamie@cskms.org</a>
Past President Ex Officio	Kathy Roletter	<a href="mailto:kr2409@gmail.com">kr2409@gmail.com</a>

**Plum Cottage Crafts**

Stephanie DeVoe  
240-772-0299 (Cell)

MD Tax License #07533556  
Gettysburg, PA 17325

E-mail: [plumcottage.crafts@gmail.com](mailto:plumcottage.crafts@gmail.com)  
Web Site URL: [www.plumcottage-crafts.com](http://www.plumcottage-crafts.com)

**Your satisfaction is our MOST important goal!**

Antique Circular Sock Machine Sales, Minor Repairs and Tuning  
Sock Machine Accessories  
Machine-Knitted Clothing, Accessories and Novelty Items

### ARE YOU ON RAVELRY?

The CSKMS is one of several groups with active discussions. Discussion threads are a great resource if you have a question or want to connect with other crankers. You may also lurk, and take it all in—you are sure to learn a lot!

Ravelry also has a Machine Knitting category when searching for patterns and listing your projects.

[Join the CSKMS group.](#)

### Ad Index

A Good Yarn, Mary Ann Habeeb.....	21
Bobbins by Mollie.....	22
CSM Cookbook, Heddi Craft.....	19
Erlbacher Gearhart The Erl.....	23
Speedster.....	22
Fred Hauck.....	18
Kathy Roletter Cast-On Bonnets.....	20
CSM Selvages.....	22
Noah's Landing, Susan Sivey.....	21
Plum Cottage Crafts, Stephanie DeVoe.....	17
Richard Candee.....	19
The Spin Sister, Jenny Deters.....	19
Split-Ring Cast-On Bonnets, Karen Ramel.....	15

## Crank In Resources

### Do you know about the CSKMS Grant Program?

Grants are just one way we are here to support you and the growing CSM community. Find detailed information about grants for local events on the website:

- [Grant application requirements](#)
- [Grant application form](#)

### Get Packed for An Event

[Download a Crank In Checklist \(PDF\)](#)

### Organizer's Planning Manual

A planning and operations manual for organizing a local or regional crank-in is in development.

Email [web@cskms.org](mailto:web@cskms.org) if you have suggestions or questions.

### Need a Zoom Meeting?

Request a Zoom online video conference to facilitate organizing your event.

Email [info@cskms.org](mailto:info@cskms.org) with your meeting dates.

### *Sock Knitting Machine Enterprises*

Fred Hauck  
2428 English Road  
Rochester, NY 14616  
585-261-1271  
[hauckfred@gmail.com](mailto:hauckfred@gmail.com)



<http://sockknittingmachineenterprises.org/>

## The Hand-Cranked Knitter and Sock Machine



A Social History and Catalogue of 19<sup>th</sup> and 20<sup>th</sup> Century Home Knitters of American Invention

Richard M. Candee

print only \$93 (including shipping)

non-US orders inquire by email for shipping cost

Send Paypal payment to  
rcandee@maine.rr.com

## Jenny Deters

Pattern books  
Set-Up Bonnets  
Sock Measuring  
Sticks  
Latch Tools



www.thespinsister.com  
OR jdeters@outlook.com

*All paid members may advertise their CSM-related businesses in the newsletter and on the website free of charge. Visit the members-only area of our website for more information.*

# The CSM Cookbook



12 checklist style patterns  
and more for your circular  
sock machine

Available now on Ravelry!



# CSKMS Online Submission Forms

## CSM Event Submissions

Use the online form to list Regional & Local Events on the site: <https://cskms.org/events/csm-event-submittal-form/>.

Please check your existing events to verify listings are correct and complete: <https://cskms.org/events/>.

Use the form for corrections and additions.

## Newsletter Content Submissions

The newsletter is only made possible by content from YOU.

**Use the form\*** to submit:

- Ads
- Articles  
*You do not need to be a professional writer.  
The newsletter editor can help you!*
- I D E A S
- Patterns
- Photos/Videos
- Tips

\*<https://cskms.org/newsletter-item-submittal/>



### LOOKING for CSKMS SWAG?

Find it at the CSKMS CafePress shop: <https://www.cafepress.com/cskms/>

For every item purchased, the CSKMS gets a small commission. We use those funds to help offer grants and services to members. So we think you should go shopping right now for all your cranking friends. Find t-shirts, totes, aprons, notion bags, mugs, water bottles, key rings, car magnets, buttons, and charms to use as stitch markers.

If you see something else at CafePress you'd like us to offer with a CSKMS logo, email a link to [web@cskms.org](mailto:web@cskms.org).



**Cast-On Bonnets**  
54, 60, 64, 72, 80  
\$12 each includes shipping

Kathy Roletter  
[kr2409@gmail.com](mailto:kr2409@gmail.com)



## About the CSKMS

The Circular Sock Knitting Machine Society is a growing international organization devoted to encouraging the preservation, restoration, and use of circular sock knitting machines (CSMs).

The CSKMS mission is to aid in educating members and the public about the history and use of CSMs through shared teaching experiences and demonstrations at fiber arts shows and festivals, through publications such as our newsletter, and at crank-ins planned by the members.

Learn more on the website.

[www.cskms.org](http://www.cskms.org)



*The [events page](#) on the CSKMS site lists upcoming crank-ins, conferences, and demonstrations. If you know of events, submit information using our [online form](#).*

A decorative border of red ladybugs surrounds the central text. The border consists of a top row of 16 ladybugs, a bottom row of 16 ladybugs, and vertical columns of 8 ladybugs on the left and right sides.

*Luxury Yarns and Knitting Supplies*  
*“Lots of Sock Yarns”*

# *Noah's Landing*

*Susan Sivey*  
*Shreve, Ohio*

330 496 9065                      330 465 1820



# Bobbins by Mollie

Antique & hand-made  
bobbins in various sizes,  
to fit antique or modern  
winders, custom turned &  
chip-carved styles  
available. \$8 + shipping  
Contact Mollie O'Neal  
[mollie@myninestar.net](mailto:mollie@myninestar.net)




**ERLBACHER  
SPEEDSTER**



**ERLBACHER  
GEARHART**

Knitting Machine Company  
425 Good Hope Cape Girardeau, Missouri 63703  
573-334-4040 573-334-2224(fax)  
[jamie@erlbachergear.com](mailto:jamie@erlbachergear.com)



**CSM Selvages**  
30 Ways to Start Your Cuff-Down Socks  
and Other CSM Projects  
With Pictures and  
Step-by-Step Directions  
by Kathy Roletter





Peewee says...

*Give us a call  
for your knitting  
machine needs!*



*The*  
**Erlbacher**  
Knitting Machine Company



425 Good Hope ▪ Cape Girardeau, Missouri 63703  
www.erlbachergearhart.com ▪ phone 573-334-4040  
fax 573-334-2224 ▪ jamie@erlbachergear.com